

Market Watch

Korea Venture Investment Corporation

vol.12

February 2024

Intro



Disclaimer



KVIC MarketWatch has been prepared by Korea Venture Investment Corp. (KVIC). It is a periodical publication intended to spur investments in SMEs and startups, and bring about a more sophisticated industrial structure by reporting the performance of Korea Fund of Funds and other funds managed by KVIC. The publication ultimately aims to serve public interest and support balanced economic growth.

The content contained in this publication is not intended as a recommendation or solicitation by KVIC of any investment in a particular company and should not be used as the basis for any investment decision. Under no circumstances will KVIC be liable for any loss or damage caused by your reliance on information obtained through this publication. KVIC cannot and does not guarantee the accuracy and completeness of the information contained herein. The information and opinions in the publication are subject to change without notice.

The ownership and rights of this publication including all content, information and data shall be the sole and exclusive property of KVIC. Except media citation, the content of the publication and any information obtained or generated from the content shall not be reproduced, copied, distributed or transmitted, in whole or in part, without the prior written permission of KVIC.

The content of this publication originated in Korean. No warranty of any kind, either expressed or implied, is made as to the accuracy, correctness or reliability of any translations made from Korean into English. KVIC shall not be liable for translation errors.

KVIC kindly asks for your understanding that any primary data owned by KVIC with respect to this publication will not be disclosed.

Contents

February 2024
vol.12

05

An Introduction to KVIC & Korea Fund of Funds

09

Korean VC Industry at a Glance

17

Korea Fund of Funds: Trends in Fundraising, Investments and Exits

25

3Q2023 KFoF Investments by Industry

Issuer Korea Venture Investment Corp.
KVIC Building, 16 Seocho-daero 45-gil, Seocho-gu, Seoul, South Korea
Publisher ShangHan Shin
Editing and Planning Korea Venture Investment Corp. www.kvic.or.kr
Questions MarketWatch@kvic.or.kr
Design KS Sensation

**Market
Watch**
Korea Venture Investment Corporation

An aerial night view of a city skyline, likely Seoul, South Korea, featuring several prominent skyscrapers and a river. The scene is overlaid with a blue digital grid and glowing circular patterns, suggesting a high-tech or financial theme.

AN INTRODUCTION TO **KVIC & KOREA** **FUND OF FUNDS**

The exchange rate of USD 1 = KRW 1,362.0 as of September 30, 2023
was used to convert data in the local currency into U.S. dollars

Fund Manager: Korea Venture Investment Corp.

Korea Venture Investment Corp. (KVIC) was established to promote investment for the growth and development of small and medium-sized enterprises (SMEs) and startups. KVIC serves as the general partner (GP) of government-backed funds of funds and direct co-investment funds in accordance with the Act on Special Measures for the Promotion of Venture Businesses.

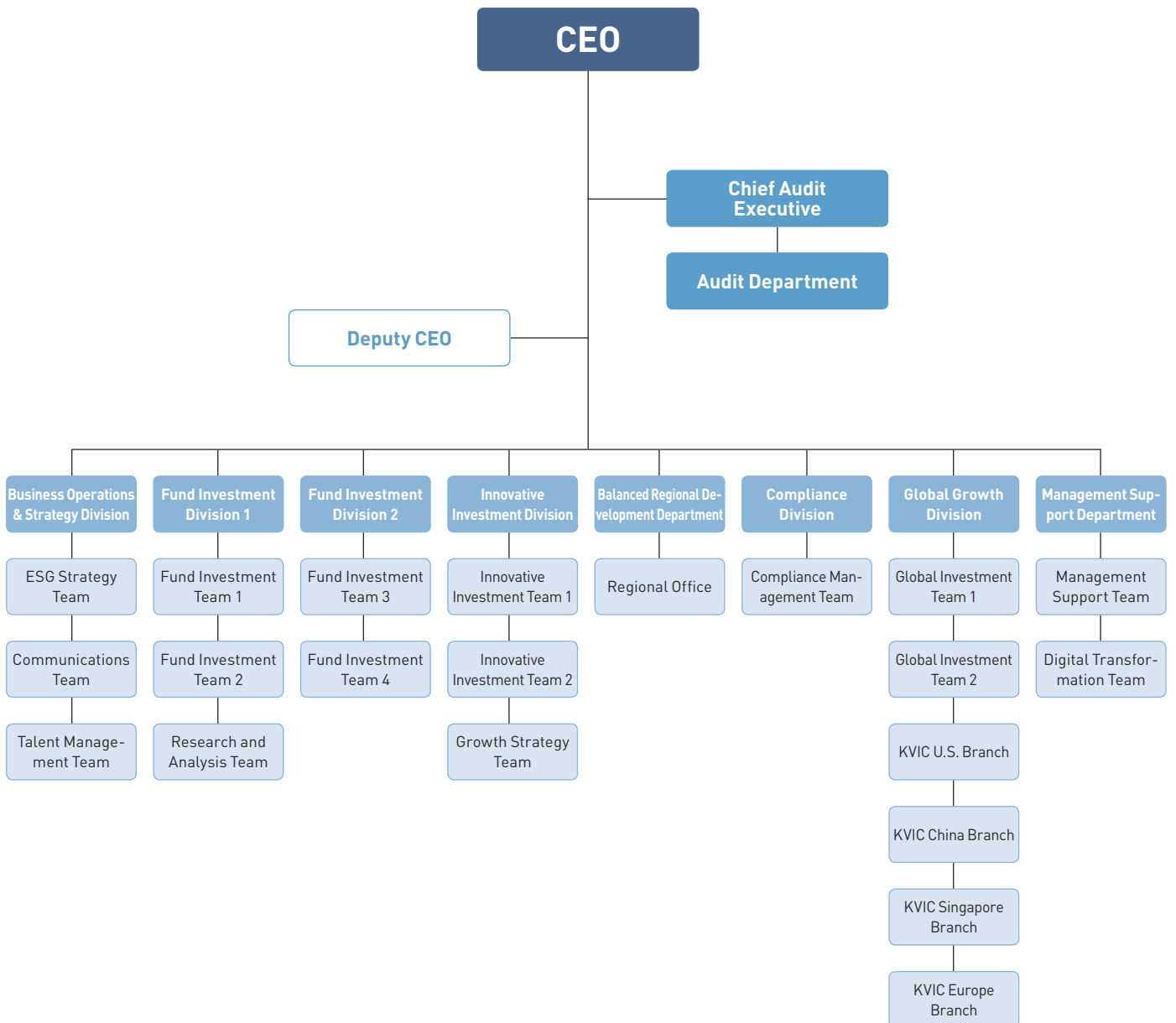
A Glimpse into KVIC History & Milestones

2022	December	A new Regional Innovation Venture Fund was formed to support regional development in Daegu, Jeju, and Gwangju under the Korean New Deal initiative.
	August	KVIC launched its regional venture capital center in Busan.
	April	KVIC received an “excellent” grade in customer satisfaction surveys for public sector organizations for three consecutive years.
	January	Korea Fund of Funds (KFoF) secured a cumulative total of USD 5,874 million (KRW 8 trillion) in capital commitments. KVIC established its Venture Financing Research Institute.
2021	November	A venture capital (VC) fund was launched with approximately USD 22 million (KRW 30.4 billion) in commitments for regional development in Busan under the Korean New Deal. This fund is known as the Busan Regional Innovation Venture Fund.
	October	A VC fund was created with roughly USD 22 million (KRW 30.5 billion) in commitments for regional development in the Chungcheong region under the Korean New Deal. This fund is called the Chungcheong Regional Innovation Venture Fund (also known as Water Sector Fund).
	June	Job Creation Scale-up Fund 2 was established, totaling USD 15 million (KRW 20.5 billion) in commitments.
	January	KFoF reached a cumulative total of USD 5,140 million (KRW 7 trillion) in capital commitments.
2020	August	KVIC was converted into a statutory body under the Venture Investment Promotion Act.
	February	The basis of converting KVIC into a statutory body was enacted on February 11, 2020 and was called the Venture Investment Promotion Act.
	January	KFoF achieved USD 3,671 million (KRW 5 trillion) in cumulative commitments.
2019	September	The Ministry of Land, Infrastructure and Transport (MOLIT) became a limited partner (LP) in KFoF.
	January	The Ministry of Oceans and Fisheries (MOF) joined as an LP in KFoF.
	December	KVIC introduced new base bylaws for investee funds.
2018	August	Job Creation Scale-up Fund was formed with USD 37 million (KRW 50.6 billion) in commitments. KEB Hana-KVIC Fund was launched with USD 81 million (KRW 110 billion) in commitments.
	June	KFoF raised USD 2,937 million (KRW 4 trillion) in aggregate commitments on a cumulative basis.
	August	KFoF's cumulative commitments totaled USD 2,203 million (KRW 3 trillion).
2017	May	The Ministry of Education (MOE) participated as an LP in KFoF.
	April	The Ministry of Environment (ME) became an LP in KFoF.
2016	October	KVIC launched Venture Investment Comprehensive System (VICS).
	June	Cumulative commitments to Foreign VC Investment Fund reached USD 734 million (KRW 1 trillion).
2015	August	KVIC opened its Korea Venture Investment Center in Singapore (KVIC Singapore Branch).
	May	KFoF's cumulative commitments hit USD 1,468 million (KRW 2 trillion).
	January	Korea Sports Promotion Foundation (KSPO) joined as an LP in KFoF.
2014	June	KVIC opened its Korea Venture Investment Center in China (KVIC China Branch).
2013	August	The Ministry of Health and Welfare (MOHW) became an LP in KFoF. KVIC launched its Korea Venture Investment Center in the United States (KVIC U.S. Branch).
	June	SME M&A Matching Fund was created with capital commitments worth about USD 22 million (KRW 30.5 billion).
2011	December	Angel Matching Fund No. 1 was set up with USD 7 million (KRW 10 billion) in commitments.
	May	The Ministry of Employment and Labor (MOEL) participated as an LP in KFoF.
2010	August	The Korean Film Council (KOFIC) joined as an LP in KFoF.
	June	The Korea Communications Commission (KCC) became an LP in KFoF.
2009	September	KFoF's cumulative commitments reached USD 734 million (KRW 1 trillion).
2006	June	The Ministry of Culture, Sports and Tourism (MCST) participated as an LP in KFoF.
	May	The Korean Intellectual Property Office (KIPO) joined as an LP in KFoF.
2005	June	KFoF, a government VC program, was launched and KVIC was established for the purpose of managing KFoF. KVIC was designated as the GP of KFoF.
2004	December	The legal basis for the formation and operation of KFoF was laid down by amendments to the Act on Special Measures for the Promotion of Venture Businesses. The government announced measures to invigorate startups.
	July	The government unveiled its comprehensive initiative aimed at enhancing SME competitiveness.

Organizational Structure

KVIC has 6 divisions, 3 departments, 16 teams, 1 regional office, and 4 overseas branches (as of February 29, 2024).

[Figure 1] KVIC Organizational Chart



Source: KVIC

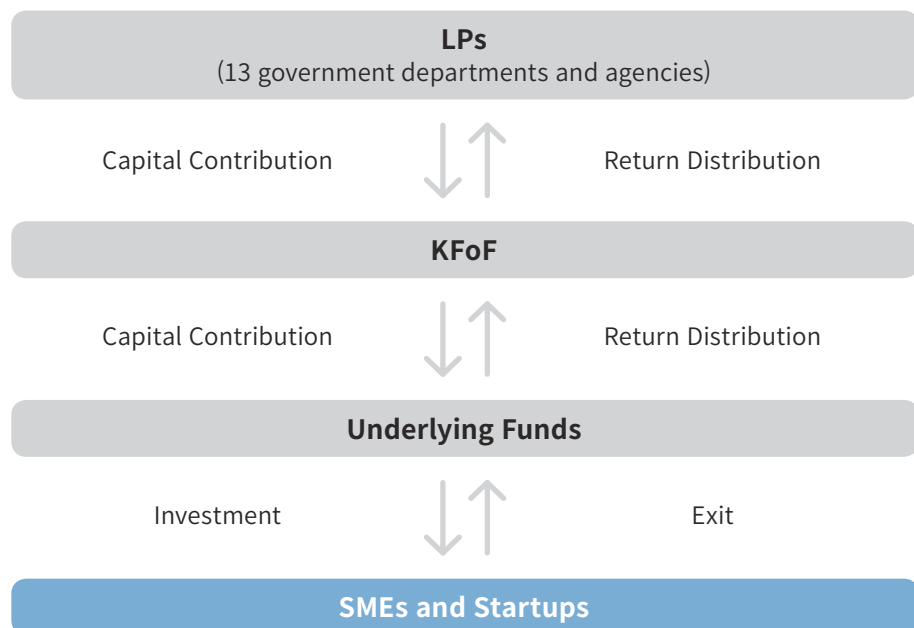
Korea Fund of Funds

Korea Fund of Funds (KFoF) is a publicly backed fund of funds that invests in venture capital (VC) funds managed by private VC firms. Investors or limited partners (LPs) in KFoF are government departments and agencies that have committed capital to the fund for venture investments in their respective policy areas. The underlying funds of KFoF invest in SMEs and venture companies, playing an important part in creating a venture ecosystem.

Fund Overview

Date of Formation	July 15, 2005
Fund Size	USD 6,531 million (KRW 8,894.8 billion) (as of September 30, 2023)
Size of Underlying Funds	USD 28,362 million (KRW 38,629 billion) (cumulative as of September 30, 2023)
Fund Term	30 years (2005 - 2035)
LPs (13 government departments and agencies)	The Ministry of SMEs and Startups (MSS); Korea SMEs and Startups Agency (KOSME); Ministry of Culture, Sports and Tourism (MCST); Korean Intellectual Property Office (KIPO); Korean Film Council (KOFIC); Ministry of Science and ICT (MSIT); Ministry of Employment and Labor (MOEL); Ministry of Health and Welfare (MOHW); Korea Sports Promotion Foundation (KSPO); Ministry of Environment (ME); Ministry of Education (MOE); Ministry of Land, Infrastructure and Transport (MOLIT); Ministry of Oceans and Fisheries (MOF)
GP	KVIC

Fund Structure





KOREAN VC INDUSTRY **AT A GLANCE**

This report does not include data on private equity (PE) activity; therefore, there may be some discrepancies in activity statistics between the overall VC market and the VC funds described below

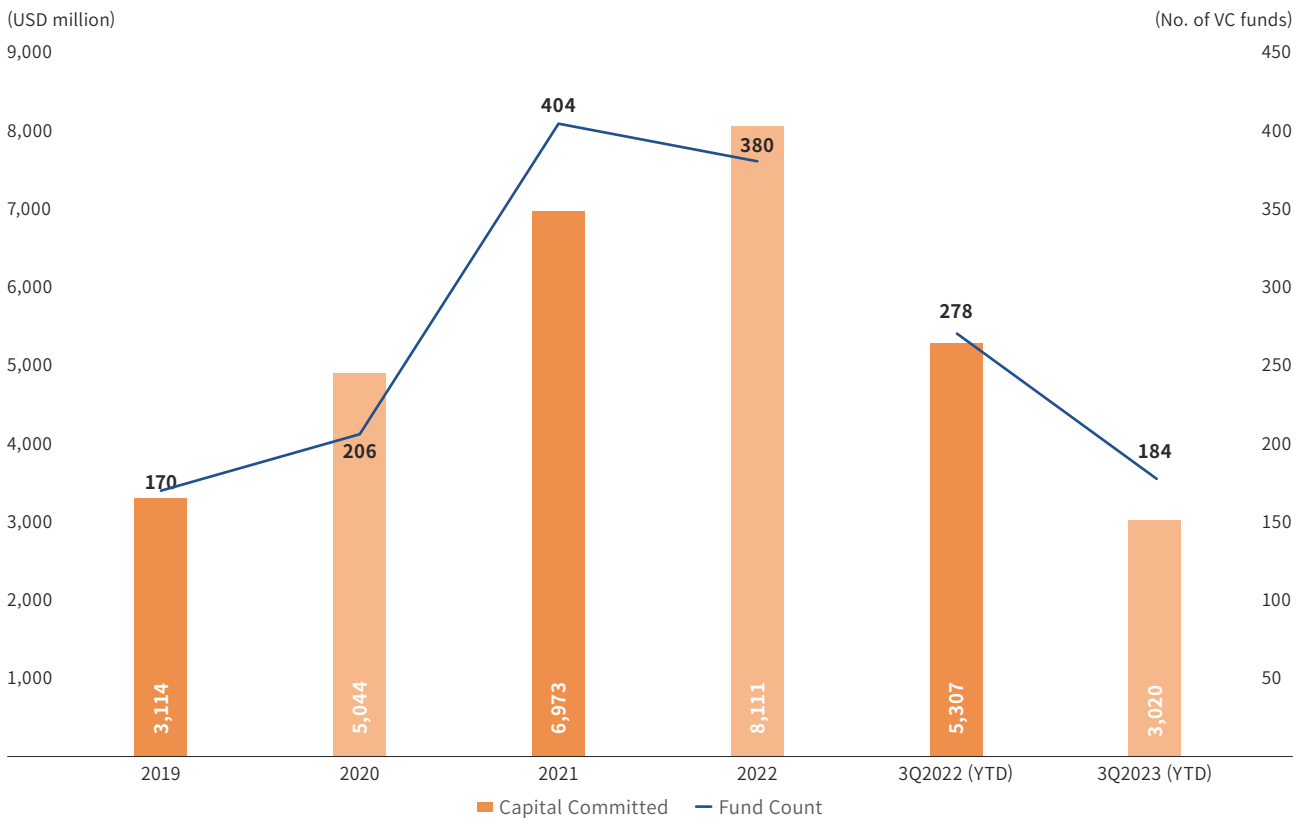
The exchange rate of USD 1 = KRW 1,362.0 as of September 30, 2023 was used to convert data in the local currency into U.S. dollars

Venture Capital Funds in Korea

Fundraising

Venture capital (VC) fundraising¹⁾ in Korea is USD 3,020 million (KRW 4,112.9 billion).

[Figure 1] 5-year Trends in VC Fund Creation



* As of September 30, 2023
Source: Korea Venture Capital Association (KVCA)

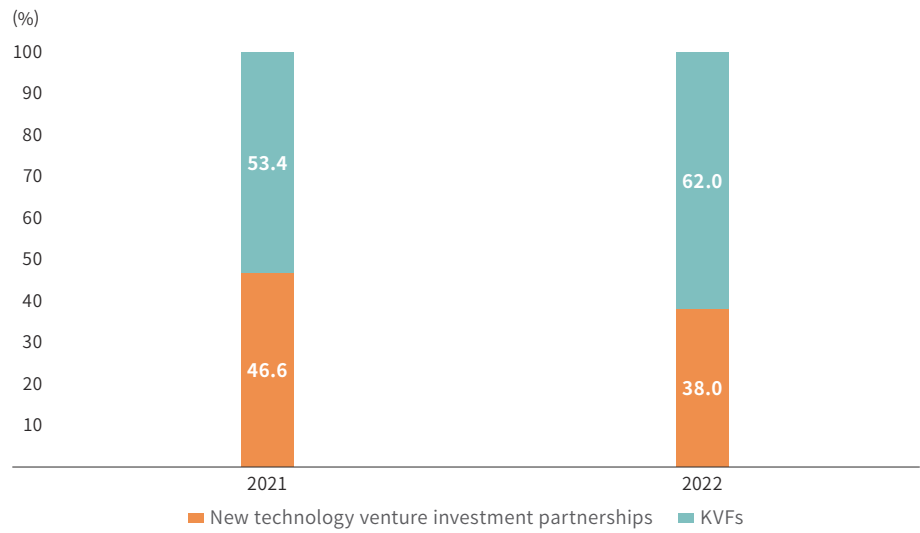
¹⁾ Korea's VC market has two main types of investment vehicles: Korea Venture Funds (KVF) and new technology venture investment partnerships. While the Ministry of SMEs and Startups (MSS) is the competent authority for KVF, the Financial Services Commission (FSC) is the competent authority for new technology venture investment partnerships. Each competent authority collates and analyzes VC data and produces VC statistics annually. The proportion of KVF in total capital committed to VC was 53.4% in 2021 and 62.0% in 2022, which illustrates their vital role in the Korean VC market. For this report based on VC data from KVCA, KVF are defined as VC funds.

Korean VC Industry
at a Glance

Main Types of
Investment Vehicles in the
Korean VC Market

Vehicle	KVF	New Technology Investment Partnership
Applicable Law	Venture Investment Promotion Act	Specialized Credit Finance Business Act
GP	Startup investment company, new technology venture investment company, limited company, limited liability company, etc.	New technology venture investment company
Competent Authority	Ministry of SMEs and Startups (MSS)	Financial Services Commission (FSC)

Composition of Fundraising
in the VC Market

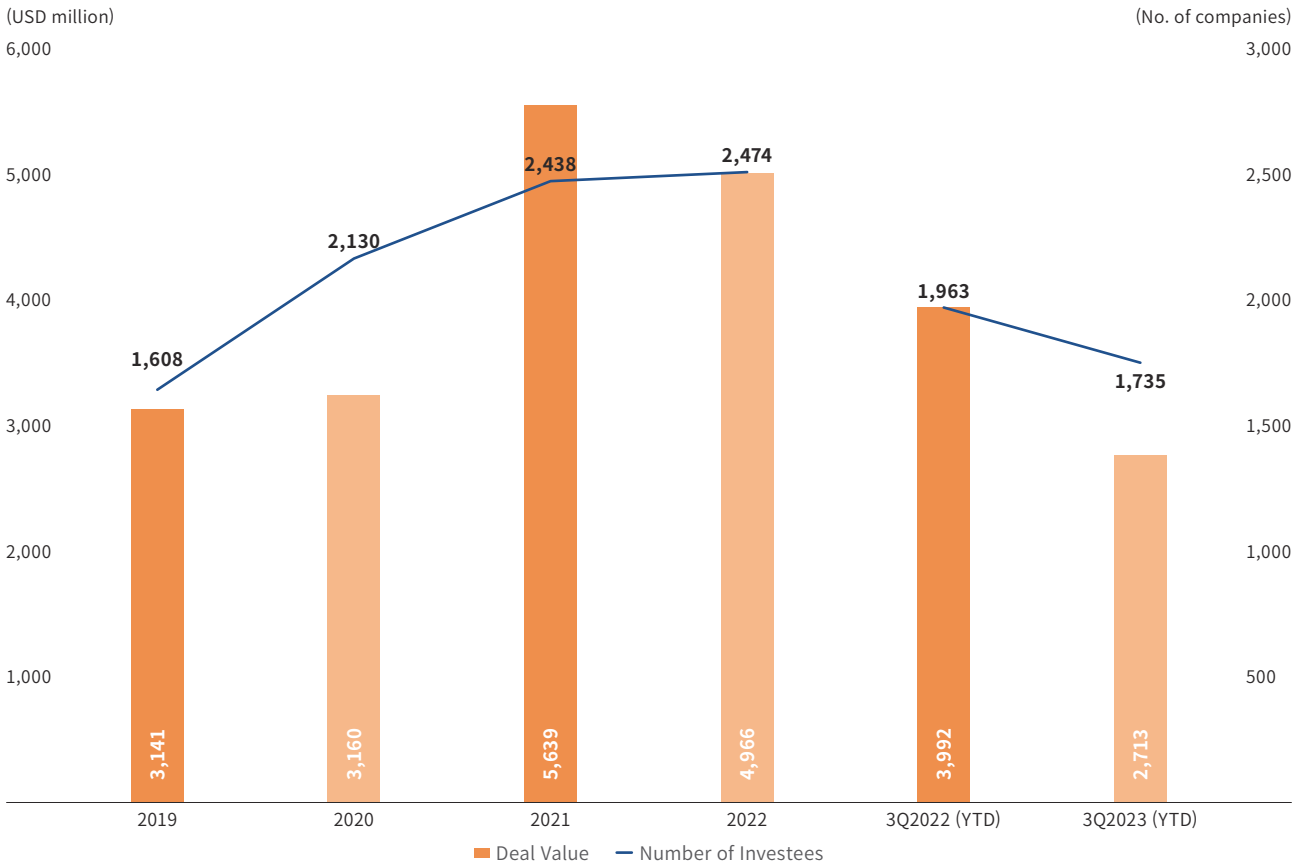


Investments

Investments by VC Funds

As of September 30, 2023, Korean VC funds invested USD 2,713 million (KRW 3,695.2 billion). Furthermore, the number of companies receiving investments 1,735. Average deal size stood at USD 1.6 million (KRW 2.13 billion).

[Figure 2] 5-year Trends in Investments by VC Funds



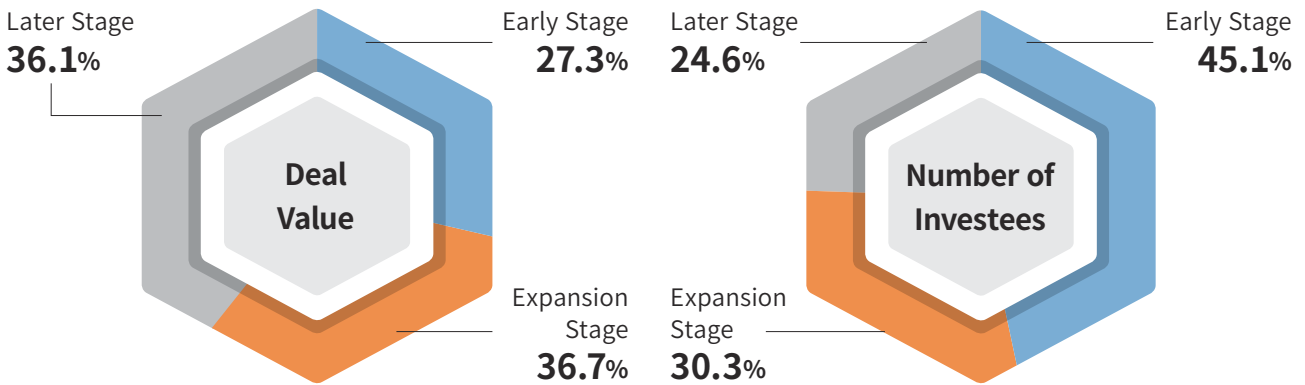
Source: KVCA

* As of September 30, 2023

Deals by Stage and Industry

As of the end of September 2023, USD 740 million (KRW 1,007.3 billion) went to early-stage²⁾ companies, making up 27.3% of the total deal value. USD 995 million (KRW 1,335.8 billion), or 36.7% of the total, was deployed into expansion-stage companies, while USD 978 million (KRW 1,332.2 billion), or 36.1% of the total, was funneled into later-stage companies. In terms of the number of companies, early-stage, expansion-stage, and later-stage companies accounted for 45.1%, 30.3%, and 24.6% of the overall investees, respectively.

[Figure 3] YTD 3Q2023 Deal Activity by Stage - VC Funds



Source: KVCA

For the first nine months of the year, ICT services remained the top investment industry³⁾ in both value and count. Having raised USD 726 million (KRW 989 billion) from VC funds, ICT services accounted for 26.8% of the total deal value. Moreover, it constituted the largest share (32.1%) of the total investees. Biotechnology/healthcare was the second-largest funding recipient with USD 460 million (KRW 626.4 billion), representing 17.0% of the total deal value. Distribution/services ranked third with USD 331 million (KRW 450.6 billion), comprising 12.2% of the total. In terms of the number of companies, distribution/services held the second position with 17.7% of the total investees, followed by biotechnology/healthcare with 11.6% of the total.

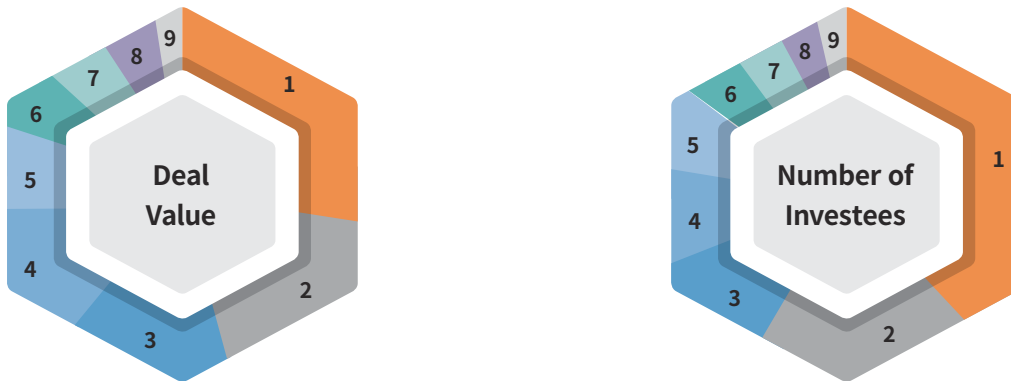
2) Stages of an investee company are determined based on the time elapsed between the date of its founding and the date of its VC investment received. This provides information about the stage at which the investee company has received VC funding, with early stage defined as less than 3 years, expansion stage as 3-7 years, and later stage as more than 7 years.

3) The above industry breakdown is based on the KVCA Industry Classification Standard.

Korean VC Industry
at a Glance

Industry	Sub-Industry
ICT Manufacturing	Semiconductor/other electronic components; computer/peripheral equipment; broadcasting and communications equipment; audio and video equipment
ICT Services	Communications; software; information services
Electrics/Machinery/Equipment	Electrical equipment; general purpose machinery; transport equipment/parts; precision instruments
Chemicals/Materials	Chemical materials/products; rubber/plastics; metals; non-metallic minerals
Biotechnology/Healthcare	Medical devices; medical materials/pharmaceuticals; healthcare facilities/services
Film and TV/Performing Arts/Recording	Publishing/broadcasting; audiovisual content; performing arts/exhibition/music
Game	Game software; sports/leisure
Distribution/Services	Wholesale and retail trade; transportation; accommodation/food services; education; professional services
Other	Food and beverages; textiles/clothing/leather; wood/paper/printing/furniture; energy/resources; construction; finance; real estate/renting and leasing; other

[Figure 4] YTD 3Q2023 Deal Activity by Industry - VC Funds



No	Sector	% of Total
1	ICT Services	26.8
2	Biotechnology/Healthcare	17.0
3	Distribution/Services	12.2
4	Electrics/Machinery/Equipment	12.1
5	Film and TV/Performing Arts/Recording	8.5
6	Other	8.5
7	ICT Manufacturing	7.2
8	Chemicals/Materials	5.5
9	Game	2.2

No	Sector	% of Total
1	ICT Services	32.1
2	Distribution/Services	17.7
3	Biotechnology/Healthcare	11.6
4	Electrics/Machinery/Equipment	9.6
5	Other	8.1
6	Film and TV/Performing Arts/Recording	7.9
7	ICT Manufacturing	5.3
8	Chemicals/Materials	4.8
9	Game	2.8

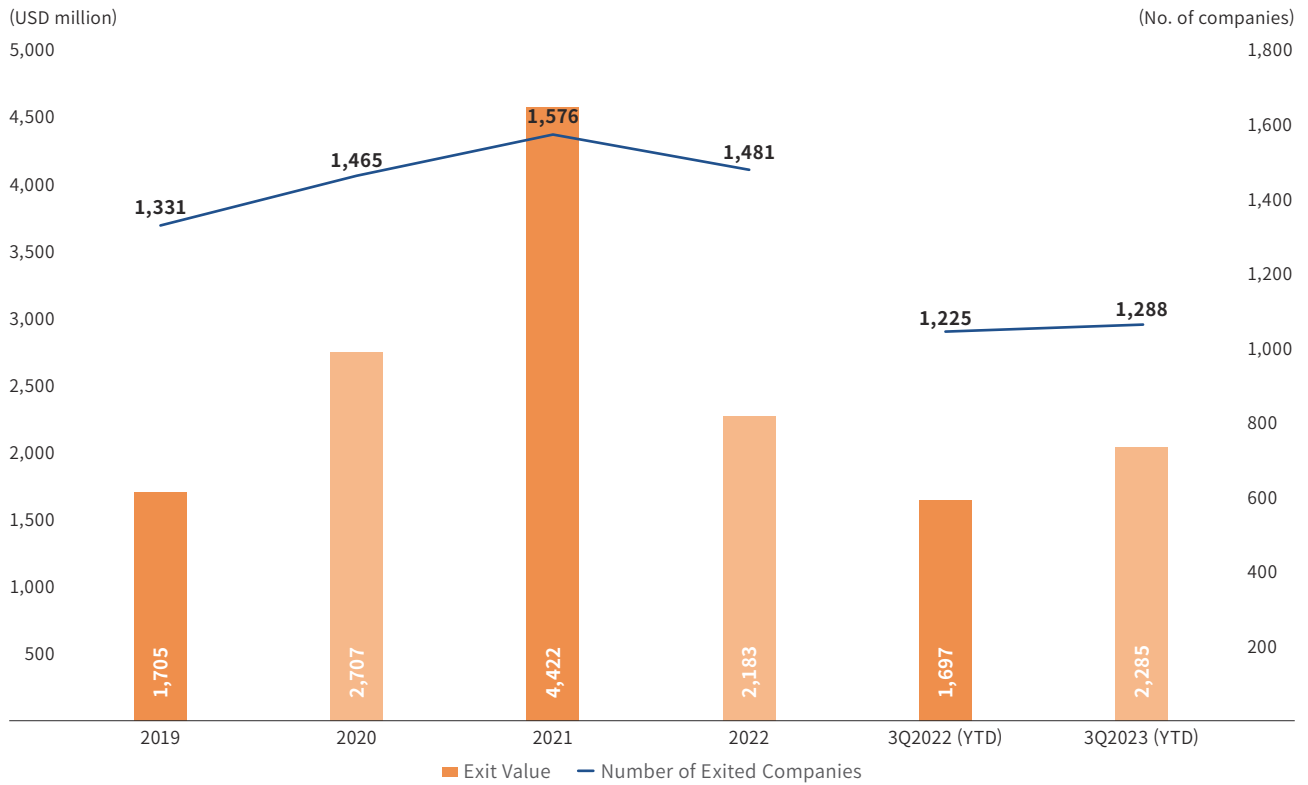
Source: KVCA

Exits

Exits by VC Funds

Throughout the first three quarters of 2023, exits made by Korean VC funds reached a total value of USD 2,285 million (KRW 3,112.2 billion), consisting of USD 1,032 million (KRW 1,406 billion) in exited invested capital and USD 1,253 million (KRW 1,706.2 billion) in exit proceeds.

[Figure 5] 5-year Trends in Exits by VC Funds



* As of September 30, 2023

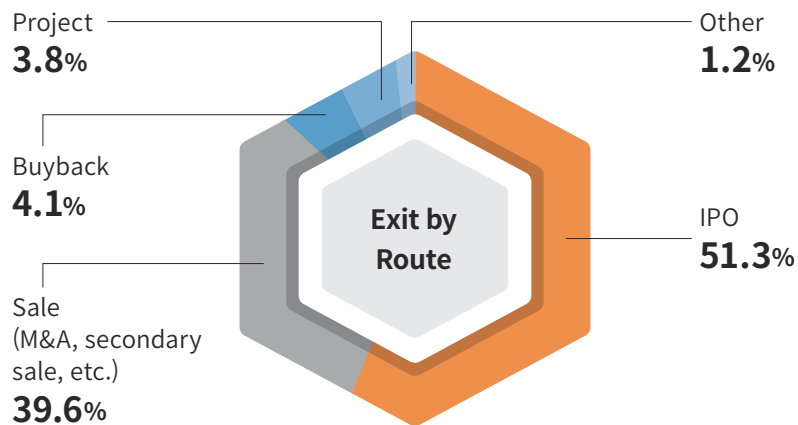
** The number of exited companies is based on the aggregate value of exits.

Source: KVCA

Exits by Route

Looking into VC-backed exits by exit route, exits via IPOs were worth USD 1,173 million (KRW 1,598.1 billion), accounting for 51.3% of the total exit value, while exits via sales (M&A, secondary sale, and others) amounted to USD 904 million (KRW 1,231.9 billion), representing 39.6% of the total. These two exit routes constituted the vast majority of VC-backed exits.

[Figure 6] Exits by Route



Source: KVCA

KOREA FUND OF FUNDS: **TRENDS IN FUNDRAISING, INVESTMENTS AND EXITS**

This report is updated quarterly and its findings this time are based on data from 3Q2023 (YTD)

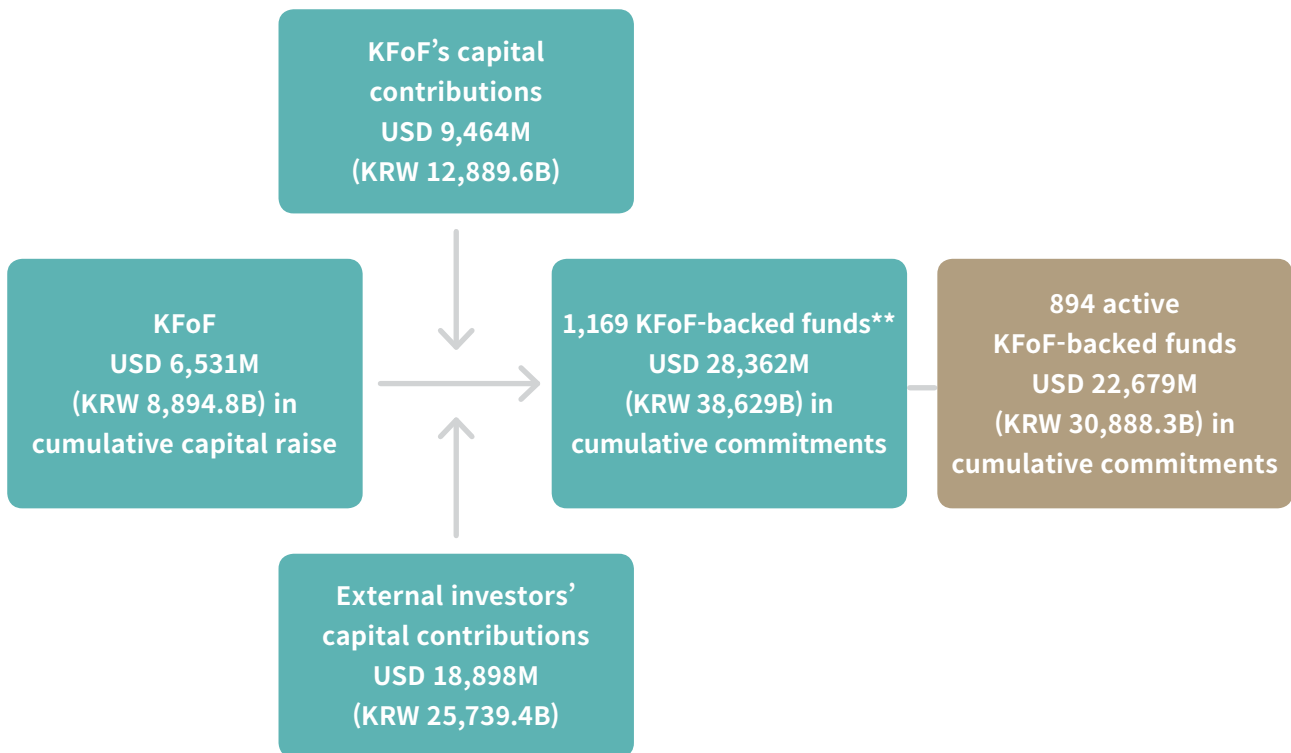
The exchange rate of USD 1 = KRW 1,362.0 as of September 30,
2023 was used to convert data in the local currency into U.S. dollars



Korea Fund of Funds

Korea Fund of Funds (KFoF) has raised a cumulative total of USD 6,531 million (KRW 8,894.8 billion) in funding as of September 30, 2023. In addition, it has launched new funds with capital commitments of USD 28,362 million (KRW 38,629 billion), of which USD 18,898 million (KRW 25,739.4 billion) came from external investors. Among these funds, 894 are currently active, with aggregate committed capital of USD 22,679 million (KRW 30,888.3 billion). Since its establishment, KFoF has invested USD 21,959 million (KRW 29,908.7 billion) in 9,719 companies* through its 1,169 underlying funds.

[Figure 1] KFoF at a Glance



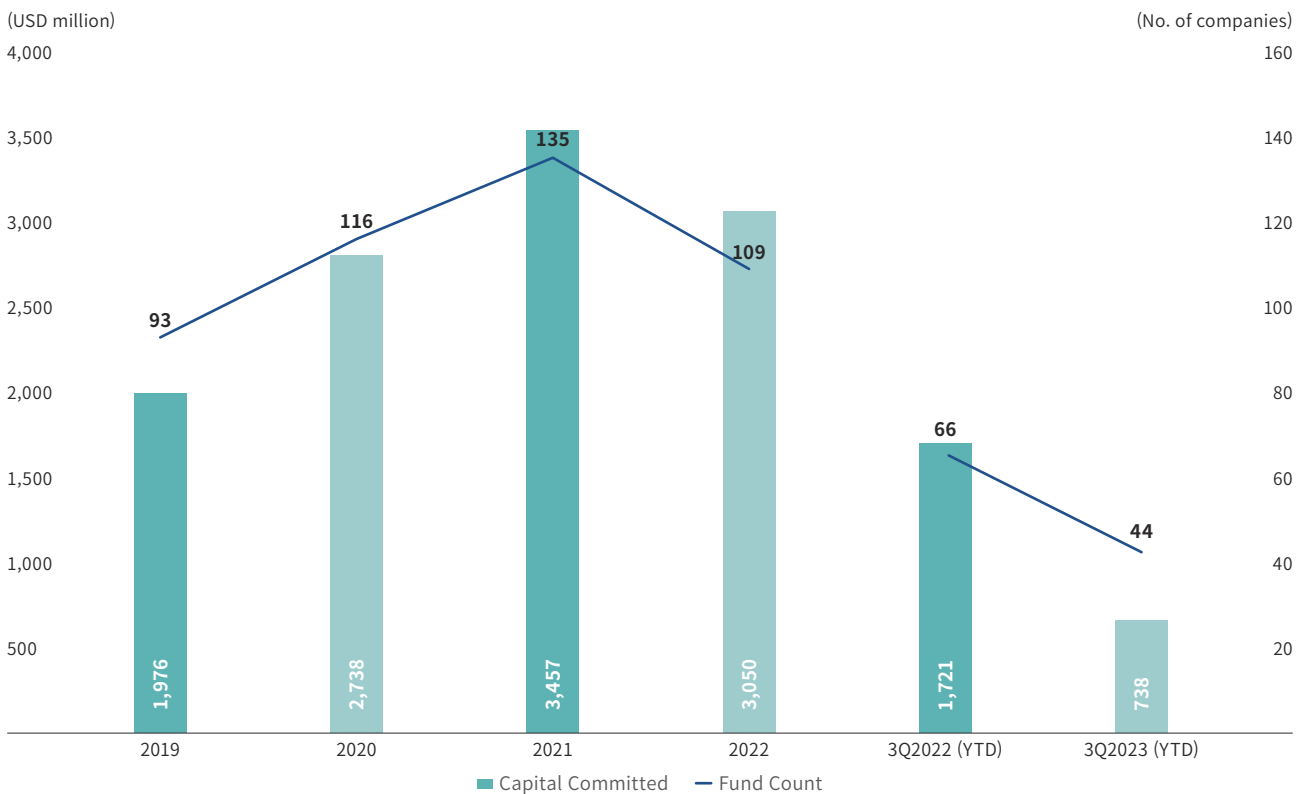
* Overlapping companies were removed from investment activity data.

** KFoF's underlying funds (hereafter, KFoF-backed funds) include Korea Venture Funds (KVs), new technology venture investment partnerships, private equity funds (PEFs), corporate restructuring companies (CRCs), and private investment funds.

Fundraising

In the first nine months of 2023, KFoF created 44 new funds with commitments totaling USD 738 million (KRW 1,005.7 billion).

[Figure 2] 5-year Trends in Fund Creation by KFoF



Source: KVIC

* As of September 30, 2023

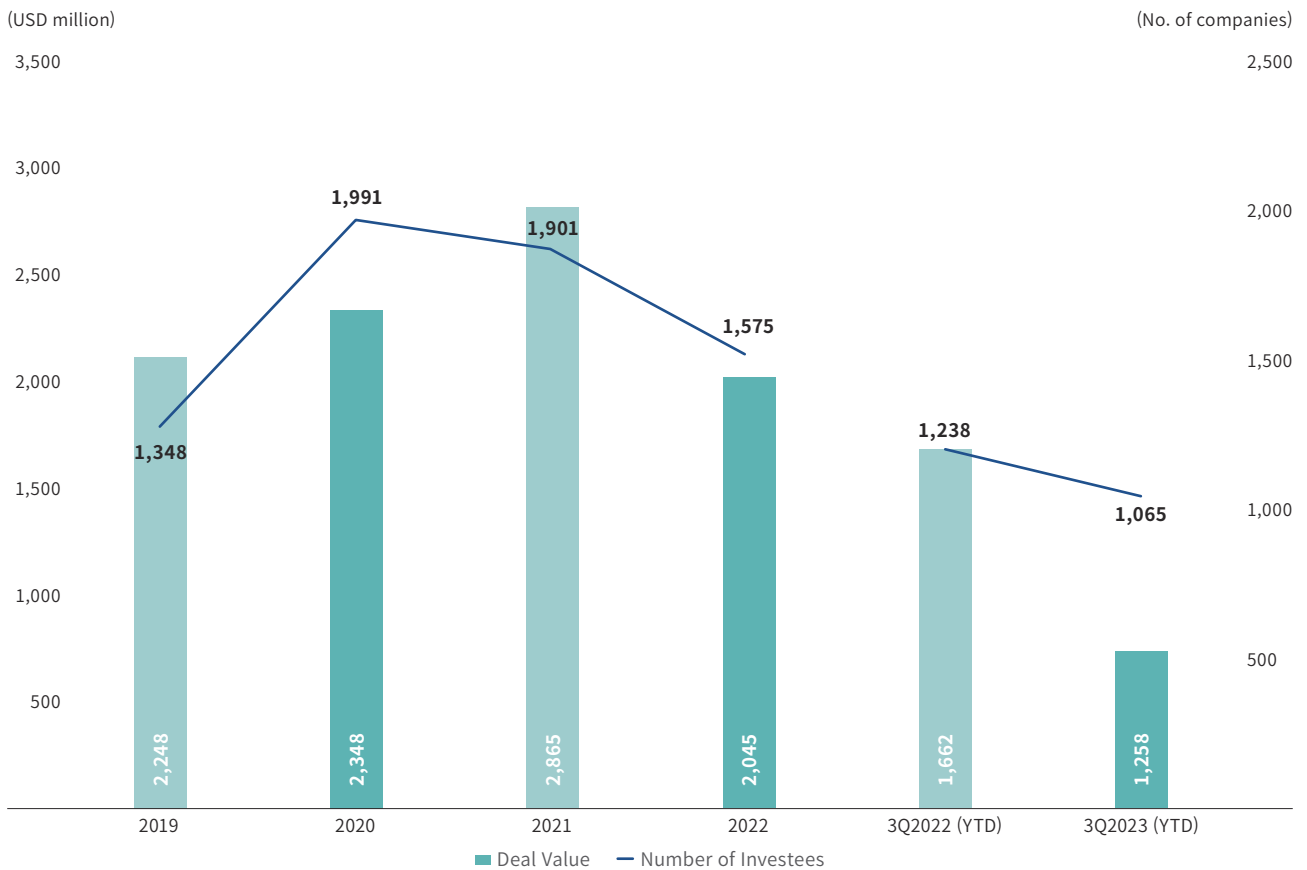
** The total amount committed between 2018 and 2022 is based on available data at the end of each year.

Investments

Investments by KFoF-Backed Funds

Through the first three quarters of the year, 389 KFoF-backed funds deployed a cumulative total of USD 1,258 million (KRW 1,712.8 billion) across 1,065 companies.

[Figure 3] 5-year Trends in Investments by KFoF-Backed Funds



Source: KVIC

* As of September 30, 2023

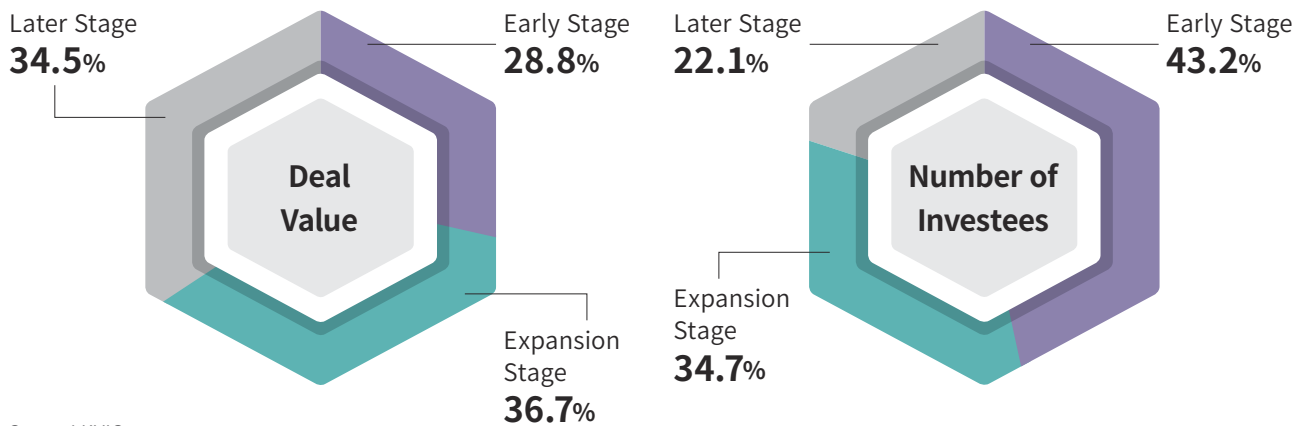
** The total amount invested between 2018 and 2022 is based on available data at the end of each year.

*** The number of investees above excludes overlapping companies.

Deals by Stage

Year to date through the third quarter, the KFoF-backed funds funneled USD 362.3 million (KRW 493.5 billion) into early-stage companies (defined as being 3 years old or younger), comprising 28.8% of total deal value. Expansion-stage companies (3-7 years old) received USD 461.4 million (KRW 628.4 billion), accounting for 36.7% of the total, while later-stage companies (above 7 years old) secured USD 433.9 million (KRW 590.9 billion), making up 34.5% of the total. In the meantime, there were 466 early-stage companies (43.2% of all investees), 374 expansion-stage companies (34.7%), and 238 later-stage companies (22.1%).

[Figure 4] YTD 3Q2023 Deal Activity by Stage – KFoF-Backed Funds



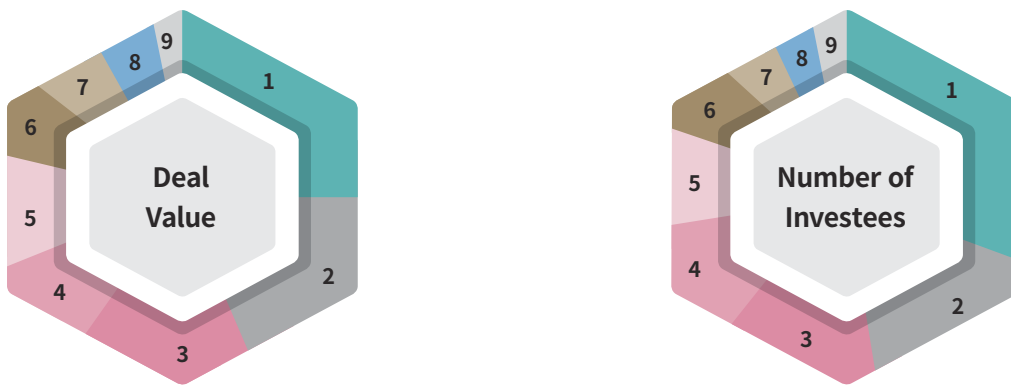
Source: KVIC

* Overlapping companies are excluded.

Deals by Industry

ICT services was the top recipient of VC funding from KFoF-backed funds. During the first three quarters of the year, it received USD 270.8 million (KRW 368.8 billion), equivalent to 21.6% of the total deal value. Biotechnology/healthcare and film and TV/performing arts/recording ranked second and third, with USD 217.4 million (KRW 296.1 billion) or 17.3% of the total, and USD 156.8 million (KRW 213.6 billion) or 12.5% of the total, respectively. Chemicals/materials boasted the highest average deal size of USD 1.78 million (KRW 2.42 billion), followed by biotechnology/healthcare with USD 1.33 million (KRW 1.82 billion).

[Figure 5] YTD 3Q2023 Deal Activity by Industry – KFoF-Backed Funds



No	Sector	% of Total
1	ICT Services	21.6
2	Biotechnology/Healthcare	17.3
3	Film and TV/Performing Arts/Recording	12.5
4	Distribution/Services	11.4
5	Electrics/Machinery/Equipment	11.3
6	Other	8.6
7	Chemicals/Materials	8.5
8	ICT Manufacturing	6.5
9	Game	2.4

No	Sector	% of Total
1	ICT Services	26.3
2	Distribution/Services	16.8
3	Biotechnology/Healthcare	14.3
4	Film and TV/Performing Arts/Recording	11.2
5	Electrics/Machinery/Equipment	9.8
6	Other	7.6
7	ICT Manufacturing	5.6
8	Chemicals/Materials	5.3
9	Game	3.1

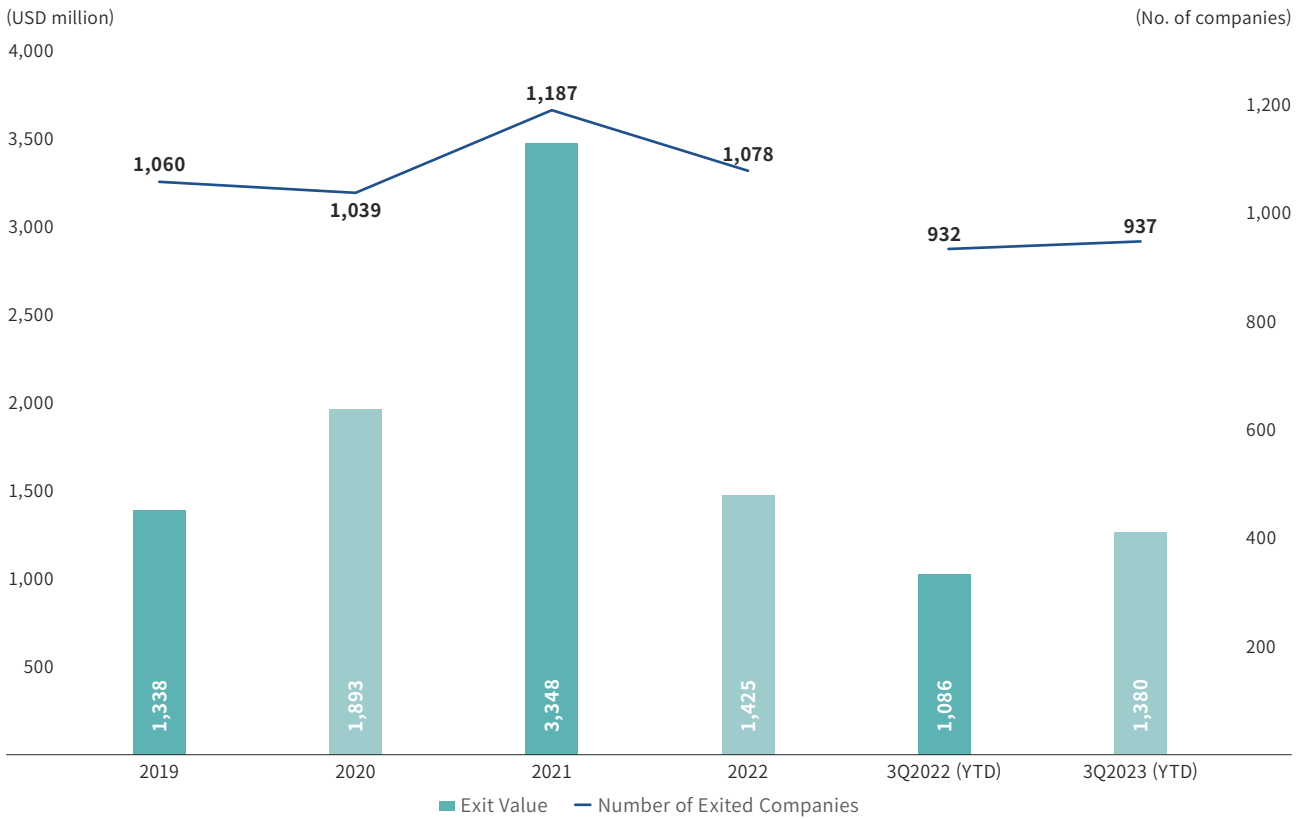
Source: KVIC

Exits

Exits by KFoF-Backed Funds

For the first three quarters of 2023, 474 KFoF-backed funds completed exits from 937 companies, generating USD 1,380 million (KRW 1,879.7 billion) in exit value. Of this, exited invested capital was USD 547 million (KRW 744.9 billion) and exit proceeds totaled USD 830 million (KRW 1,129.8 billion). These exits delivered a 2.5x multiple on invested capital (MOIC).

[Figure 6] 5-year Trends in Exits by KFoF-Backed Funds



Source: KVIC
* As of September 30, 2023

Exit Value and Exits by Industry

ICT services and biotechnology/healthcare ranked first and second, respectively, in terms of exit value among industries. During the first three quarters, exits in ICT services stood at USD 340.9 million (KRW 464.3 billion), accounting for 24.7% of the total exit value, while exits in biotechnology/healthcare were worth USD 237.1 million (KRW 322.9 billion), representing 17.2% of the total. At the sub-industry level, software within ICT services continued to hold a significant share (21.6%) of the total exit value, reaching USD 297.9 million (KRW 405.8 billion), with many ICT services companies listed among the top in exit value. Three companies from the ICT services industry are featured in the top 10 list for exit value and MOIC. The largest exit value was achieved by a company in the electrics/machinery/equipment industry.

An aerial night view of a large industrial facility, likely a refinery or chemical plant, with numerous towers, pipes, and storage tanks illuminated by warm lights. Plumes of white steam or smoke rise from various points in the complex. In the background, dark, silhouetted mountains are visible against a twilight sky with scattered clouds. The overall scene conveys a sense of industrial activity and scale.

3Q2023 KFOF **INVESTMENTS BY INDUSTRY**

The exchange rate of USD 1 = KRW 1,362.0 as of September 30, 2023 was used to convert data in the local currency into U.S. dollars

The third quarter of 2023 witnessed KFoF-backed funds invest a total of USD 517.7 million (KRW 705.2 billion) in 428 companies and projects. In the third quarter, the average amount invested or average deal size climbed slightly to USD 1.2 million (KRW 1.65 billion), up from USD 1.1 million (KRW 1.44 billion) in the second quarter.

Overview of KVIC Industry Classification

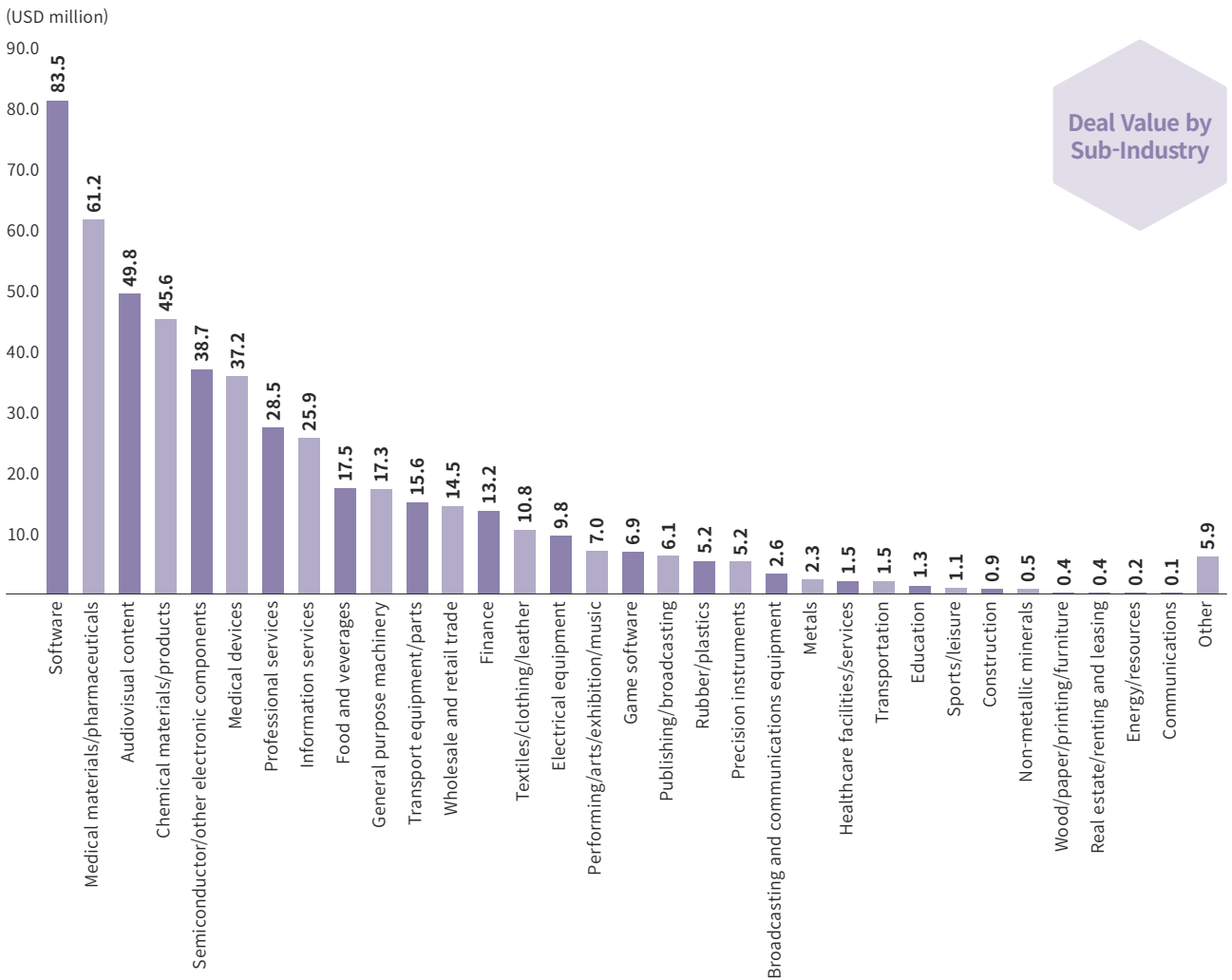
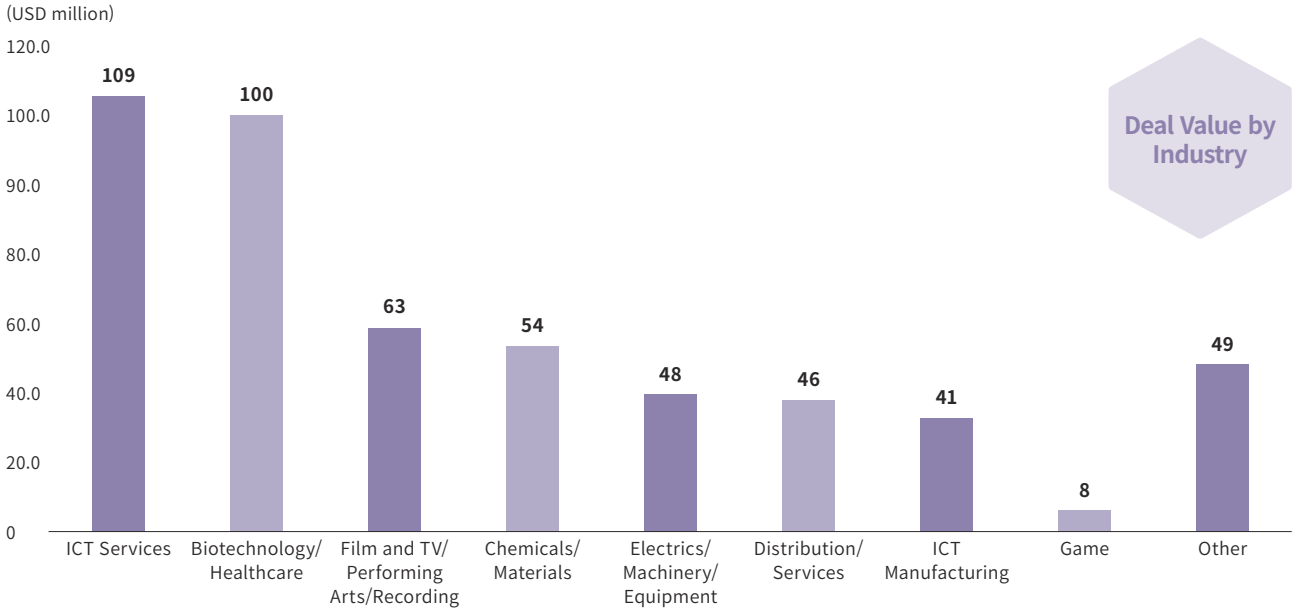
KVIC sorts portfolio companies into 9 industries and 36 sub-industries and compiles data accordingly.

- **9 industry categories:** 1) biotechnology/healthcare; 2) ICT services; 3) distribution/services; 4) electrics/machinery/equipment; 5) ICT manufacturing; 6) game; 7) chemicals/materials; 8) film and TV/performing arts/recording; and 9) other
- **36 sub-industry categories:** 1) medical materials/pharmaceuticals; 2) medical devices; 3) healthcare facilities/services; 4) software; 5) information services; 6) communications; 7) wholesale and retail trade; 8) professional services; 9) transportation; 10) education; 11) accommodation/food services; 12) general purpose machinery; 13) transport equipment and parts; 14) precision instruments; 15) electrical equipment; 16) semiconductor/other electronic components; 17) broadcasting and communications equipment; 18) computer/peripheral equipment; 19) audio and video equipment; 20) game software; 21) sports/leisure; 22) chemical materials/products; 23) metals; 24) non-metallic minerals; 25) rubber/plastics; 26) audiovisual content; 27) publishing/broadcasting; 28) performing arts/exhibition/music; 29) food and beverages; 30) construction; 31) finance; 32) energy/resources; 33) wood/paper/printing/furniture; 34) real estate/renting and leasing; 35) textiles/clothing/leather; and 36) other

[Table 1] KVIC Industry and Sub-Industry Classification

Industry	Biotechnology/Healthcare	ICT Services	Distribution/Services
Sub-Industry	Medical devices; medical materials/pharmaceuticals; healthcare facilities/services	Software; information services; communications	Wholesale and retail trade; professional services; transportation; education; accommodation/food services
Industry	Electrics/Machinery/Equipment	ICT Manufacturing	Game
Sub-Industry	General purpose machinery; transport equipment/parts; precision instruments; electrical equipment	Semiconductor/ other electronic components; broadcasting and communications equipment; computer/ peripheral equipment; audio and video equipment	Game software; sports/leisure
Industry	Chemicals/Materials		Film and TV/Performing Arts/Recording
Sub-Industry	Chemical materials/products; metals; non-metallic minerals; rubber/plastics		Audiovisual content; publishing/broadcasting; performing arts/exhibition/music
Industry	Other		
Sub-Industry	Food and beverages; construction; finance; energy/resources	Wood/paper/printing/furniture; real estate/renting and leasing; textiles/clothing/leather; other	

[Figure 1] 3Q2023 KFoF Investment Activity by Industry and Sub-Industry



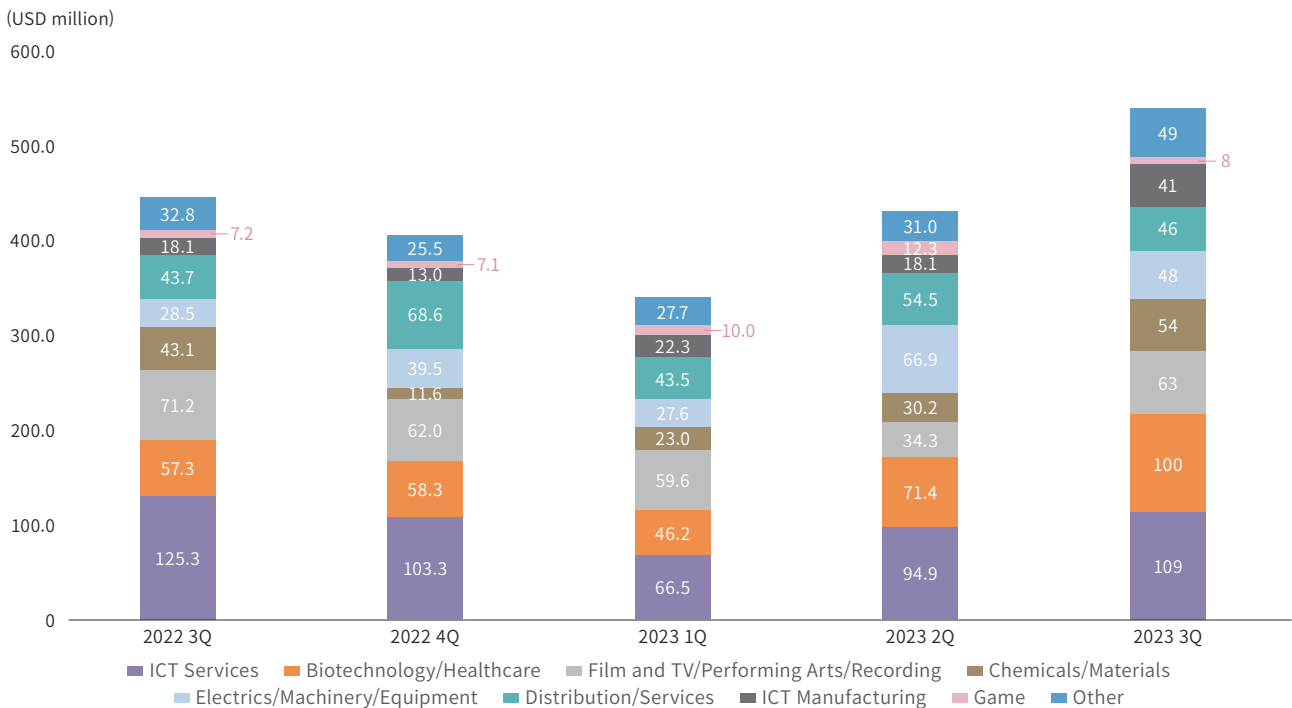
Source: KVIC

The most funded industry was ICT services that secured USD 109 million (KRW 149 billion) from KFoF-backed funds, The second and third largest recipients were biotechnology/healthcare with USD 100 million (KRW 135.9 billion) and film and TV/performing arts/recording with USD 63.0 million (KRW 85.6 billion), Film and TV/performing arts/recording, which previously ranked as the fifth-largest funded industry in the second quarter, ascended to third place, with USD 63.0 million (KRW 85.6 billion) in funding.

In the third quarter of 2023, the top three most funded sub-industries were software, medical materials/pharmaceuticals, and audiovisual content, receiving USD 83.5 million (KRW 113.6 billion), USD 61.2 million (KRW 88.3 billion), and USD 49.8 million (KRW 66.7 billion), respectively.

At the industry level, the highest average deal size was observed in chemicals/ materials at USD 2.1 million (KRW 2.81 billion), followed by ICT manufacturing with USD 1.7 million (KRW 2.25 billion).

[Figure 2] Quarterly Trends in KFoF Investments by Industry



Source: KVIC

[Table 2] 3Q2023 VC Investments by KFoF-Backed Funds

(USD million)

Industry/Sub-industry	Amount invested	Number of portfolio companies	Average amount invested
Total	517.7	428	1.2
ICT Services	109.4	116	0.9
Software	83.5	87	1.0
Information services	25.9	28	0.9
Communications	0.1	1	0.1
Biotechnology/Healthcare	99.8	64	1.6
Medical materials/pharmaceuticals	61.2	46	1.3
Medical devices	37.2	17	2.2
Healthcare facilities/services	1.5	1	1.5
Distribution/Services	45.8	59	0.8
Professional services	28.5	32	0.9
Wholesale and retail trade	14.5	22	0.7
Transportation	1.5	2	0.7
Education	1.3	3	0.4
Film and TV/Performing Arts/Recording	62.9	55	1.1
Audiovisual content	49.8	41	1.2
Performing arts/exhibition/music	7.0	8	0.9
Publishing/broadcasting	6.1	6	1.0
Electrics/Machinery/Equipment	47.9	43	1.1
Electrical equipment	9.8	11	0.9
General purpose machinery	17.3	19	0.9
Transport equipment/parts	15.6	7	2.2
Precision instruments	5.2	6	0.9
Chemicals/Materials	53.6	26	2.1
Chemical materials/products	45.6	17	2.7
Metals	2.3	2	1.1
Non-metallic minerals	0.5	2	0.3
Rubber/plastics	5.2	5	1.0
ICT Manufacturing	41.2	25	1.7
Semiconductor/other electronic components	38.7	22	1.8
Broadcasting and communications equipment	2.6	3	0.9
Game	8.0	13	0.6
Game software	6.9	12	0.6
Sports/leisure	1.1	1	1.1
Other	49.2	27	1.8
Energy/resources	0.2	1	0.2
Food and beverages	17.5	11	1.6
Finance	13.2	5	2.6
Textiles/clothing/leather	10.8	1	10.8
Real estate/renting and leasing	0.4	1	0.4
Wood/paper/printing/furniture	0.4	1	0.4
Construction	0.9	2	0.4
Other	5.9	5	1.2

Source: KVIC

Table 3 features hashtags that describe the attributes of products or services developed, produced or offered by portfolio companies receiving investments from KFoF-backed funds in the third quarter of 2023. These hashtags also illustrate the characteristics of the industries to which these portfolio companies belong. The hashtags, sorted by industry, aim to provide readers with insights into the traits of portfolio companies within KFoF-backed funds.

[Table 3] 3Q2023 Keyword Hashtags for Portfolio Companies with VC funding from KFoF-Backed Funds by Industry

ICT Services	<ul style="list-style-type: none"> #Insurance comparison platform #Outsourced supply chain management solution #AI machine vision solution #Digital learning platform for kids #Implementation of ERP and payment systems for alcohol businesses #Drone-powered automated warehouse inventory checks #Analysis of colloquial unstructured data with AI #IoT security solution #AI chatbot for emotional support #Online advertising solution #Online pet care and veterinarian services #Satellite payload and data services #Development of mobile robots in logistics #Shared personal mobility service
Biotechnology/Healthcare	<ul style="list-style-type: none"> #Intractable cancer medication #Stem cell therapy #Autism medications #Cancer immunotherapy drug discovery #Cancer immunotherapy development based on non-antibody platform #Mesenchymal stem cell (MSC)-derived exosomes #Sales of animals and specimens for testing #AI-based solution for supporting the diagnosis and treatment of cardiac diseases #Development of articulating laparoscopic instruments #Non-invasive surgical robot #Biodegradable implant device #Plaque diagnosis and treatment solution #Ultra-compact ECG measurement system
Distribution/Services	<ul style="list-style-type: none"> #Creation and commercialization of character IPs #Development and commercialization of IP in IT #Production and sales of baby products
Film and TV/Performing Arts/Recording	<ul style="list-style-type: none"> #Digital content solution #Film production and distribution #Comprehensive IP platform for artists #Comprehensive solution for content IP businesses #Automotive lifestyle brand
Electrics/Machinery/Equipment	<ul style="list-style-type: none"> #Wearable robot #Production of eco-friendly automotive parts/molds #Development of lithium-ion secondary batteries
Chemicals/Materials	<ul style="list-style-type: none"> #Materials for chemical mechanical planarization (CMP) #Electrolytes for secondary batteries #Production of electrolytes for electric vehicles (EV) #Cosmetics production #Development of cosmetic ingredients #Production of specialty gases used in industrial applications
ICT Manufacturing	<ul style="list-style-type: none"> #Chip design for high-performance computing (HPC) applications #Printed circuit board (PCB) #Development of compute express link (CXL) IP for memory expansion #Production of gallium nitride (GaN) for 5G
Other	<ul style="list-style-type: none"> #Production and distribution of home meal replacements (HMR) #Production and sales of red pepper powder #Comprehensive B2B finance platform #Fashion brands operations #Nail sticker manufacturing

Market Watch

Korea Venture Investment Corporation